

SYCAMORE ROOM

(3-4 year old room)

Weeks of 4th May and 11th May 2026

Our RHYME of the fortnight is:

Ten in the bed

There were TEN in the bed
and the little one said,

'Roll over, roll over!'

So they all rolled over and one fell out...

There were NINE in the bed and the little one said...

There were EIGHT in the bed and the little one said...

There were SEVEN in the bed and the little one said...

There were SIX in the bed and the little one said...


There were FIVE in the bed and the little one said...

There were FOUR in the bed and the little one said...

There were THREE in the bed and the little one said...

There were TWO in the bed and the little one said...

There was one in the bed and the little one said,
'Good night!'




What to do at home together:

- Sing out the rhyme together using actions
- Watch the story below and sing the rhyme together again

<https://www.bbc.co.uk/teach/school-radio/articles/z7bnmfr>

Our BOOK of the fortnight is: Handa's Surprise by Eileen Browne



Handa's Surprise – Eileen Browne

This text supports the children to explore a different terrain to the one that they live in (Geography). Opportunities to investigate fruit from around the world that they may never have tasted. (Science/ Geography) Number representation, counting, teaching maths through a story. Discussions on animals and habitats. Discussions on similarities and differences can take place-how do you go to visit your friends? How do you carry your shopping? Clothes and appearances can also be discussed.

How to get the most out of reading to young children:

- Sit close together. You could encourage your child to hold the book themselves and turn the pages, too.
- Take a look at the pictures. You don't just have to read the words on the page. What might they tell us about the story before we read the words?
- Ask questions and talk about the book. Can you name any of the fruits in the story? Why didn't Handa notice the fruit disappearing? If you could put any fruit in the basket, what would you choose?
- Have fun! There's no right or wrong way to share a story - as long as you and your child are having fun. Don't be afraid to act out situations or use funny voices... your little ones will love it!

ELM ROOM

(2-3 year old room)

Weeks of 4th May and 11th May 2026

Our RHYME of the fortnight is: Walking through the jungle

Walking through the jungle, Walking through the jungle,

What can you see? What can you see?

I can see a tiger, I can see a tiger,

ROAR! ROAR!

Growling for his tea. Growling for his tea.

Oh, I do hope tea's not me!

I can see a crocodile,

SNIP! SNAP! Snapping for his tea

I can see a snake,

HISS! HISS!

Hissing for his tea

I can see an elephant,

TRUMP! TRUMP! TRUMP!

Trumpeting for his tea

I can see a monkey,

HOO-HOO-HOO!

Chattering for his tea...

Now he points and laughs at me!

What to do at home together:


Sing out the rhyme together using actions

Can we sing it slow/ fast? Watch the story below and sing the rhyme together again

<https://kidvideo.org/video/walking-in-the-jungle-the-kiboomers-kids-songs-nursery-rhymes-toddler-songs-i44703.html>



Our BOOK of the fortnight is: Walking through the Jungle by Debbie Harter



New animals, sounds and places in the world. Habitats of different animals and different terrains. Helps to hear and copy different animal sounds and their movements.

How to get the most out of reading to young children:

- Sit close together. You could encourage your child to hold the book themselves and turn the pages, too.
- Take a look at the pictures. You don't just have to read the words on the page. What might they tell us about the story before we read the words?
- Ask questions and talk about the book. What animals do they see? What colours are they? Are they similar or different? What sounds do they make?
- Have fun! There's no right or wrong way to share a story - as long as you and your child are having fun. Don't be afraid to act out situations or use funny voices... your little ones will love it!

WILLOW ROOM


(Under 2's room)

Weeks of 4th May and 11th May 2026

Our RHYME of the fortnight is:

Wind the Bobbin Up


Wind the bobbin up
Wind the bobbin up
Pull, pull, clap, clap, clap
Wind it back again
Wind it back again
Pull, pull, clap, clap, clap
Point to the ceiling
Point to the floor
Point to the window
Point to the door
Clap your hands together, one, two, three
Put your hands upon your knee



What to do at home together:

- Sing out the rhyme together using actions
- What else can you put your hands on? E.g Put your hands on your head, nose etc.
- Watch the story below and sing the rhyme together again after <https://www.youtube.com/watch?v=pDuaaEq7rk4>

Our BOOK of the fortnight is: Where's Spot? By Eric Hill




This book provides opportunities for introducing new words. Books with simple illustrations and storyline help children understand the meanings of words and provide them with opportunities to use new words. There will also be emphasis on some pre-prepositional language. Can we play a similar game with a toy in nursery?

How to get the most out of reading to young children:

- Be expressive and show enjoyment
- Use facial expressions
- Emphasise key words
- Point to what you can see on the page
- Count the pirates and talk about what they are wearing, holding or doing.

Our Makaton signs this fortnight are:




Good sitting



Good listening

(Always remember to say the word as you sign)

Our Concept Cat signs this fortnight are:



Tallest
(Week 1)



Heavy
(Week 2)

Our UNICEF Right of the fortnight is:



Article 31 recognizes every child's right to rest, leisure, play, recreational activities, and free participation in cultural and artistic life. It mandates that governments ensure opportunities for play in safe, stimulating environments, inclusive of children with disabilities. We have offered various play opportunities including dance, singing and making music to encourage the performing arts. This week we developed an outdoor performance area to nurture children's skills in performing and sharing their skills with friends.



Lots more early years health information, activities and recipes can be found on the Startwell website:
<https://startwellbirmingham.co.uk/>

Fay 5 a day encourages children and adults to eat the recommend 5 portions of fruit and vegetables per day. For children the portion size depends on their size and age. A portion is roughly what fits in the palm of their hand. 5 portions a day means 5 portions of fruit and vegetables combined.

Ideas for home: Rainbow Challenge
Encourage children to eat the rainbow by choosing different coloured fruits and veg each day.